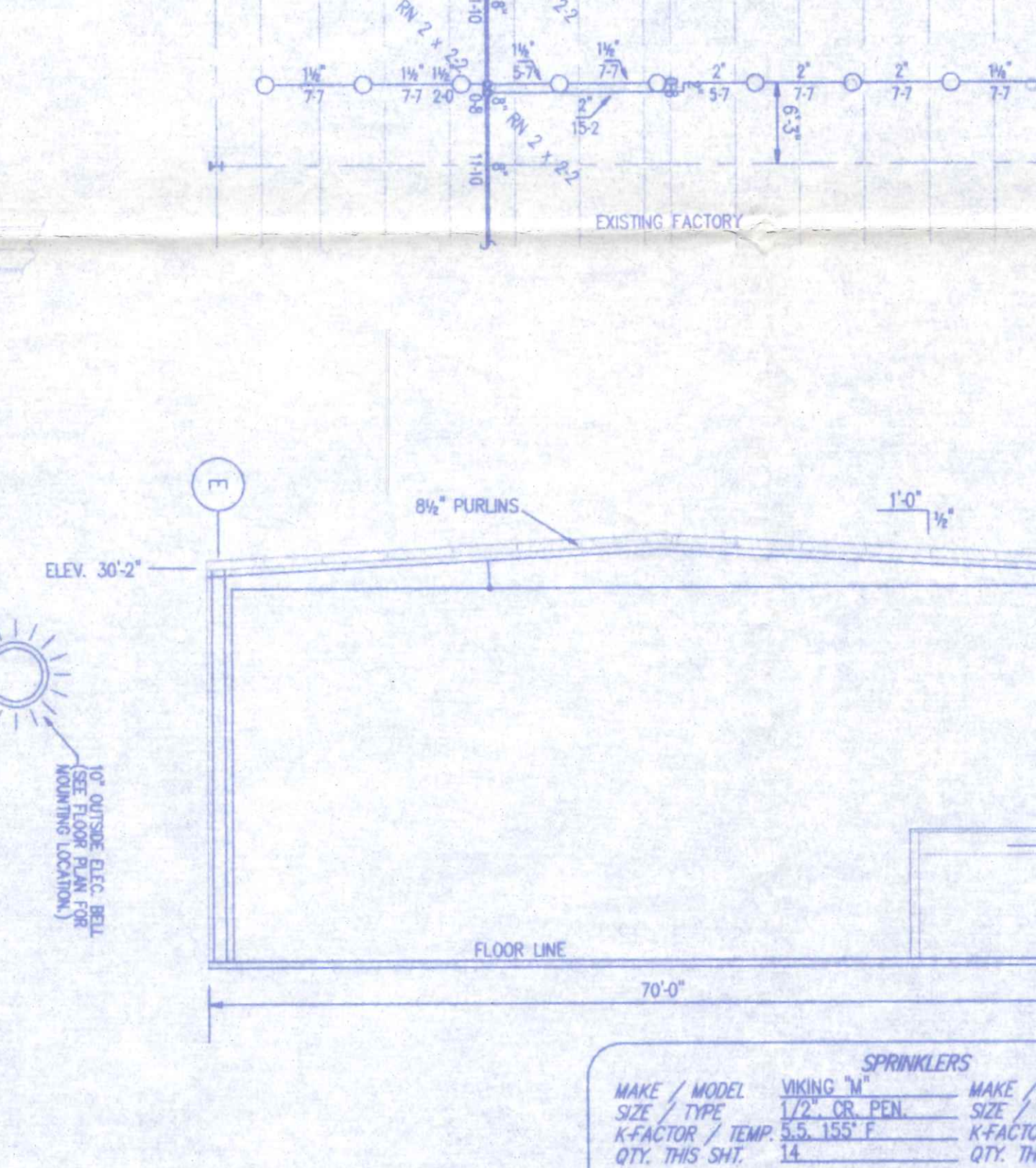
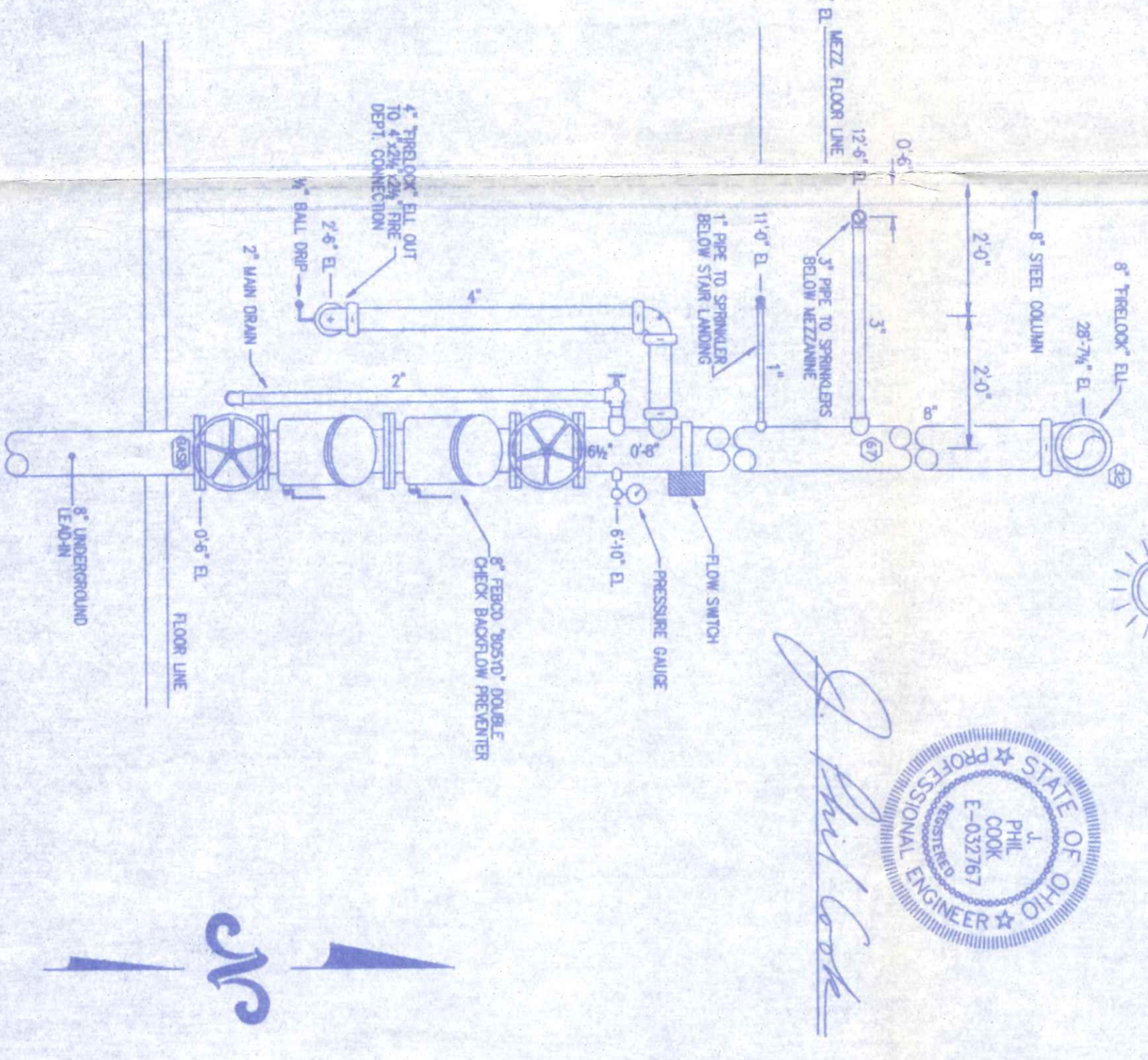
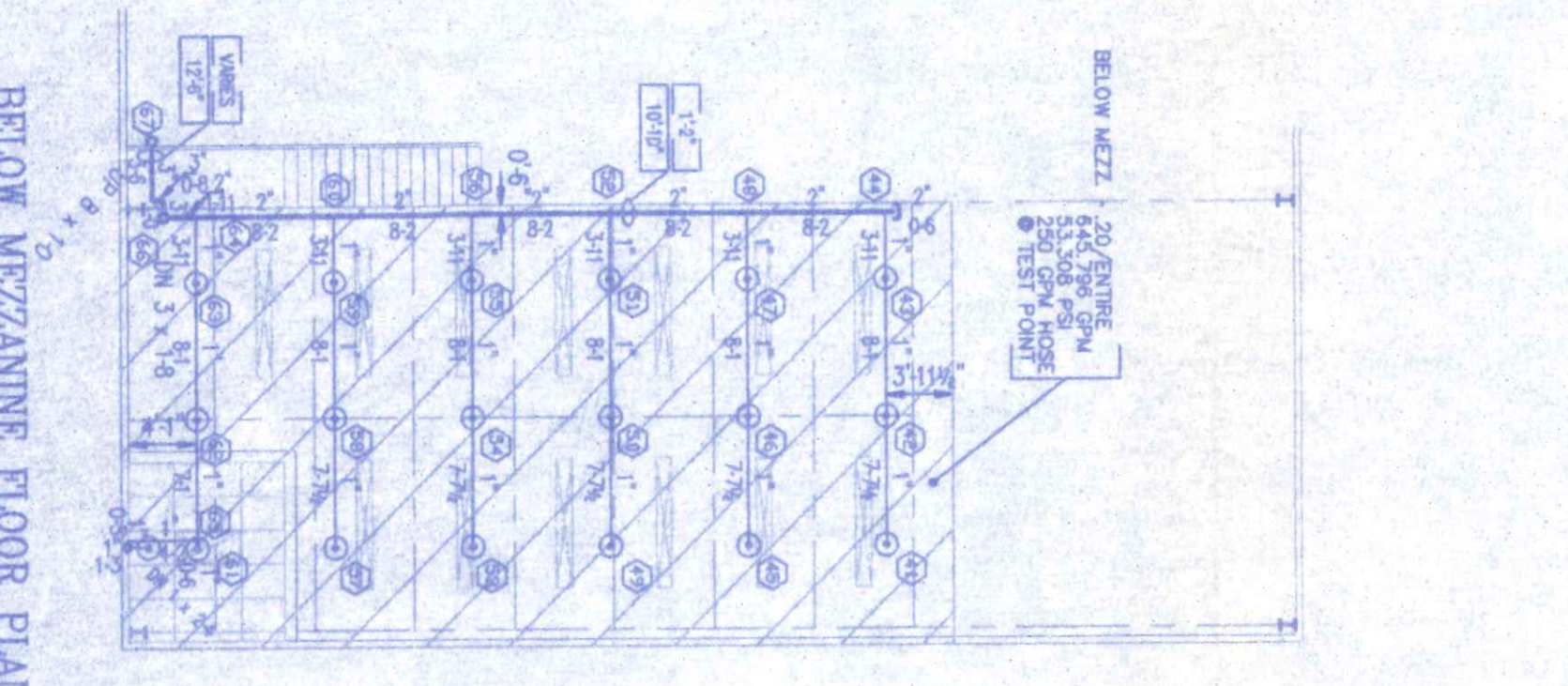
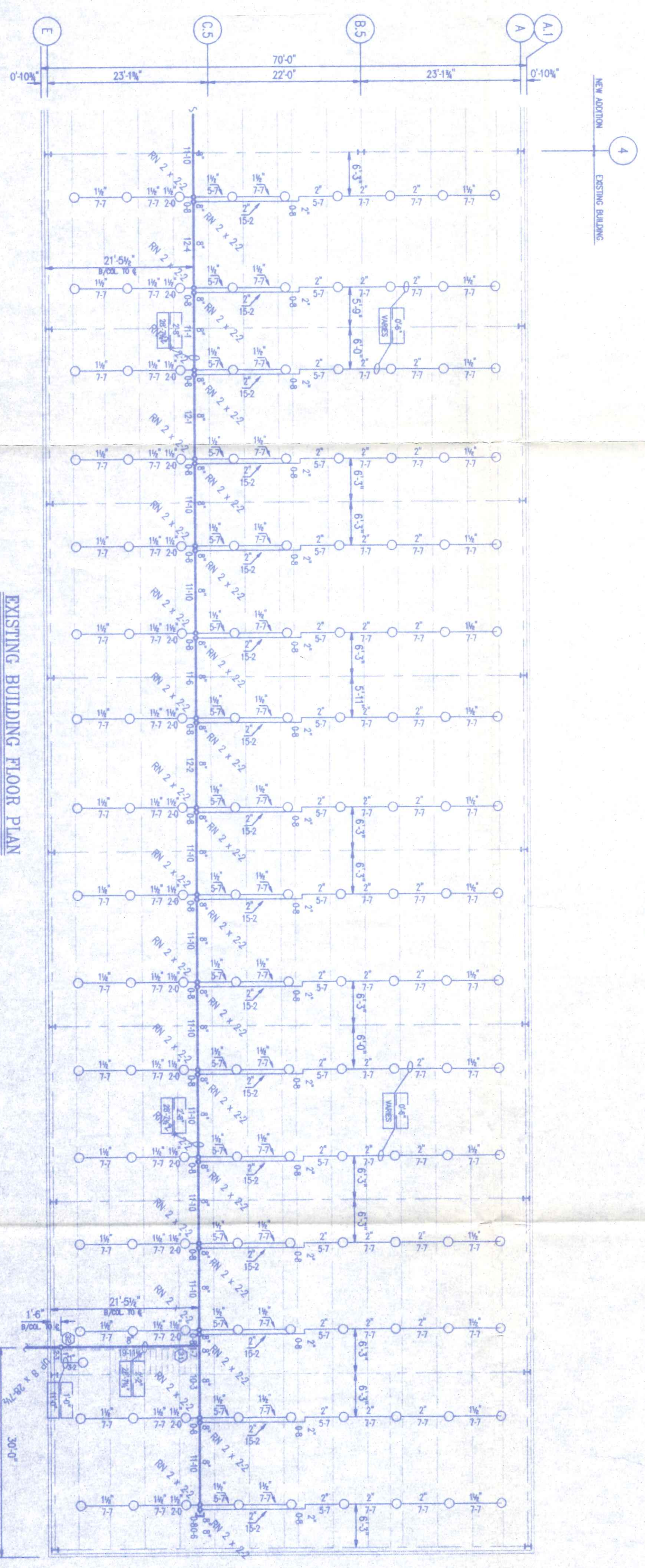
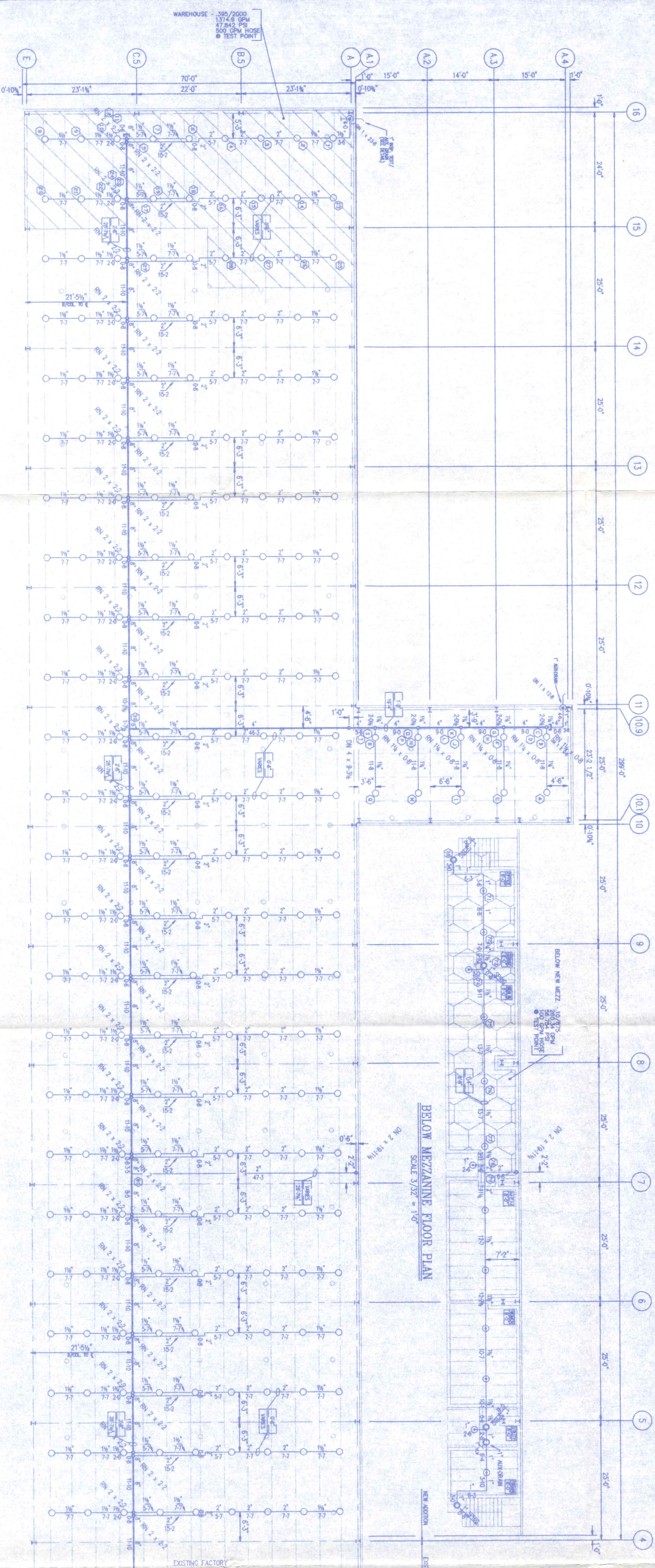


GENERAL NOTES:

1. All work shall be in accordance with the latest editions of the NFPA 914, NFPA 13, NFPA 13R, NFPA 13-10, NFPA 13-10X, NFPA 13-10X-1, NFPA 13-10X-2, NFPA 13-10X-3, NFPA 13-10X-4, NFPA 13-10X-5, NFPA 13-10X-6, NFPA 13-10X-7, NFPA 13-10X-8, NFPA 13-10X-9, NFPA 13-10X-10, NFPA 13-10X-11, NFPA 13-10X-12, NFPA 13-10X-13, NFPA 13-10X-14, NFPA 13-10X-15, NFPA 13-10X-16, NFPA 13-10X-17, NFPA 13-10X-18, NFPA 13-10X-19, NFPA 13-10X-20, NFPA 13-10X-21, NFPA 13-10X-22, NFPA 13-10X-23, NFPA 13-10X-24, NFPA 13-10X-25, NFPA 13-10X-26, NFPA 13-10X-27, NFPA 13-10X-28, NFPA 13-10X-29, NFPA 13-10X-30, NFPA 13-10X-31, NFPA 13-10X-32, NFPA 13-10X-33, NFPA 13-10X-34, NFPA 13-10X-35, NFPA 13-10X-36, NFPA 13-10X-37, NFPA 13-10X-38, NFPA 13-10X-39, NFPA 13-10X-40, NFPA 13-10X-41, NFPA 13-10X-42, NFPA 13-10X-43, NFPA 13-10X-44, NFPA 13-10X-45, NFPA 13-10X-46, NFPA 13-10X-47, NFPA 13-10X-48, NFPA 13-10X-49, NFPA 13-10X-50, NFPA 13-10X-51, NFPA 13-10X-52, NFPA 13-10X-53, NFPA 13-10X-54, NFPA 13-10X-55, NFPA 13-10X-56, NFPA 13-10X-57, NFPA 13-10X-58, NFPA 13-10X-59, NFPA 13-10X-60, NFPA 13-10X-61, NFPA 13-10X-62, NFPA 13-10X-63, NFPA 13-10X-64, NFPA 13-10X-65, NFPA 13-10X-66, NFPA 13-10X-67, NFPA 13-10X-68, NFPA 13-10X-69, NFPA 13-10X-70, NFPA 13-10X-71, NFPA 13-10X-72, NFPA 13-10X-73, NFPA 13-10X-74, NFPA 13-10X-75, NFPA 13-10X-76, NFPA 13-10X-77, NFPA 13-10X-78, NFPA 13-10X-79, NFPA 13-10X-80, NFPA 13-10X-81, NFPA 13-10X-82, NFPA 13-10X-83, NFPA 13-10X-84, NFPA 13-10X-85, NFPA 13-10X-86, NFPA 13-10X-87, NFPA 13-10X-88, NFPA 13-10X-89, NFPA 13-10X-90, NFPA 13-10X-91, NFPA 13-10X-92, NFPA 13-10X-93, NFPA 13-10X-94, NFPA 13-10X-95, NFPA 13-10X-96, NFPA 13-10X-97, NFPA 13-10X-98, NFPA 13-10X-99, NFPA 13-10X-100.



SPRINKLERS		SPRINKLERS	
MAKE / MODEL	VIKING M	MAKE / MODEL	VIKING M
SIZE / TYPE	1 1/2" CB PEN	SIZE / TYPE	1 1/2" CB PEN
K-FACTOR / TEMP	5.5 / 155°F	K-FACTOR / TEMP	5.5 / 155°F
QTY. THIS SHIT	1	QTY. THIS SHIT	1

BUILDING SECTION
SCALE 3/32"=1'-0"

NO.	DATE	REVISION
1		
2		
3		
4		
5		
6		
7		
8		
9		
10		
11		
12		
13		
14		
15		
16		
17		
18		
19		
20		
21		
22		
23		
24		
25		
26		
27		
28		
29		
30		
31		
32		
33		
34		
35		
36		
37		
38		
39		
40		
41		
42		
43		
44		
45		
46		
47		
48		
49		
50		

VISION MOLDED PLASTICS, INC.
1675 INDUSTRIAL DRIVE
NAPOLEON, OHIO

DESIGN:	HAZARD CLASS	EXHAUST	HAZ. GRP.
<input checked="" type="checkbox"/> HYDRAULIC CALC	<input type="checkbox"/> NONE	<input type="checkbox"/> NONE	<input type="checkbox"/> NONE
<input type="checkbox"/> PIPE SCHEDULE	<input type="checkbox"/> NONE	<input type="checkbox"/> NONE	<input type="checkbox"/> NONE
<input type="checkbox"/> WATER DEMAND	<input type="checkbox"/> NONE	<input type="checkbox"/> NONE	<input type="checkbox"/> NONE
<input type="checkbox"/> RACK ALLOW.	<input type="checkbox"/> NONE	<input type="checkbox"/> NONE	<input type="checkbox"/> NONE
<input type="checkbox"/> NON-COMBUSTIBLE	<input type="checkbox"/> NONE	<input type="checkbox"/> NONE	<input type="checkbox"/> NONE
<input type="checkbox"/> COMBUSTIBLE	<input type="checkbox"/> NONE	<input type="checkbox"/> NONE	<input type="checkbox"/> NONE
<input type="checkbox"/> BUILDING CONSTRUCTION	<input type="checkbox"/> NONE	<input type="checkbox"/> NONE	<input type="checkbox"/> NONE
<input type="checkbox"/> TOTAL SQUARE FEET	<input type="checkbox"/> NONE	<input type="checkbox"/> NONE	<input type="checkbox"/> NONE
<input type="checkbox"/> BUILDING HEIGHT	<input type="checkbox"/> NONE	<input type="checkbox"/> NONE	<input type="checkbox"/> NONE

SYMBOLS

- GENERAL FLOOR FINISH
- CONCEALED PENDENT HEAD
- UPRIGHT HEAD ON LINE
- HORIZONTAL SIDEWALL HEAD
- PENDENT HEAD ON DROP
- 6" OF PIPE BELOW DECK
- 6" OF PIPE ABOVE FLOOR
- HANGER H/ROD LENGTH
- TRAPEZOID LOCATION
- HYDRAULIC REF POINT

PRIDE
S&S
FIRE PROTECTION DIVISION
SHAMBAUGH & SON, INC.
CONTRACTORS - ENGINEERS
PHONE (216) 487-7777 FAX 487-7701